


QUARTERLY REPORT OF REVENUE AND OTHER RECEIPTS  
As at the Quarter Ending March 31, 2025

Department : State Universities and Colleges (SUCs)  
Agency/Entity : Negros Oriental State University  
Operating Unit : < not applicable >  
Organization Code (UACS) : 08 072 0000000  
Fund Cluster : 05 - Internally Generated Funds


Classification/Sources of Revenue and Other Receipts	UACS CODE	REVENUE TARGET (Annual) per BESF	Actual Revenue and Other Receipts Collections					Cumulative Remittance/Deposits to Date			Variance		Remarks
			1st Quarter Ending March 31	2nd Quarter Ending June 30	3rd Quarter Ending September 30	4th Quarter Ending December 31	Total	Remittance to BTr	Deposited with AGDB	Total	Amount	%	
			4	5	6	7	8=(4+5+6+7)	9	10	11=(9+10)	12=(8-3)	13=(12/3)	
<b>Internally Generated Funds</b>		358,145,000.00	133,213,821.58	0.00	0.00	0.00	133,213,821.58	0.00	133,213,821.58	133,213,821.58	(224,931,178.42)	-63 %	
Revenue Collections		358,145,000.00	130,257,276.72	0.00	0.00	0.00	130,257,276.72	0.00	130,257,276.72	130,257,276.72	(227,887,723.28)	-64 %	
Cash Revenue		358,145,000.00	130,256,454.31	0.00	0.00	0.00	130,256,454.31	0.00	130,256,454.31	130,256,454.31	(227,888,545.69)	-64 %	
Not Applicable		358,145,000.00	130,256,454.31	0.00	0.00	0.00	130,256,454.31	0.00	130,256,454.31	130,256,454.31	(227,888,545.69)	-64 %	
Other Service Income	4020199099	0.00	155.00	0.00	0.00	0.00	155.00	0.00	155.00	155.00	155.00	0 %	
Tuition Fees	4020201001	270,384,000.00	97,182,671.50	0.00	0.00	0.00	97,182,671.50	0.00	97,182,671.50	97,182,671.50	(173,201,328.50)	-64 %	
Income from Other Sources	4020201003	0.00	1,690,005.46	0.00	0.00	0.00	1,690,005.46	0.00	1,690,005.46	1,690,005.46	1,690,005.46	0 %	
Other School Fees	4020201099	87,761,000.00	31,383,622.35	0.00	0.00	0.00	31,383,622.35	0.00	31,383,622.35	31,383,622.35	(56,377,377.65)	-64 %	
Non-Cash Revenue		0.00	822.41	0.00	0.00	0.00	822.41	0.00	822.41	822.41	822.41	0 %	
Not Applicable		0.00	822.41	0.00	0.00	0.00	822.41	0.00	822.41	822.41	822.41	0 %	
Fines and Penalties - Business Income	4020223000	0.00	822.41	0.00	0.00	0.00	822.41	0.00	822.41	822.41	822.41	0 %	
Non-Revenue Collections/Other Receipts		0.00	2,956,544.86	0.00	0.00	0.00	2,956,544.86	0.00	2,956,544.86	2,956,544.86	2,956,544.86	0 %	
Cash Receipts		0.00	2,956,544.86	0.00	0.00	0.00	2,956,544.86	0.00	2,956,544.86	2,956,544.86	2,956,544.86	0 %	
Not Applicable		0.00	2,956,544.86	0.00	0.00	0.00	2,956,544.86	0.00	2,956,544.86	2,956,544.86	2,956,544.86	0 %	
Receivables - Disallowances/Charges	1030501000	0.00	39,000.00	0.00	0.00	0.00	39,000.00	0.00	39,000.00	39,000.00	39,000.00	0 %	Receivables - Disallowances/Charges
Advances for Special Disbursing Officer	1990103000	0.00	249,887.32	0.00	0.00	0.00	249,887.32	0.00	249,887.32	249,887.32	249,887.32	0 %	Refund of Cash Advances for Special Activities
Advances to Officers and Employees	1990104000	0.00	321,250.72	0.00	0.00	0.00	321,250.72	0.00	321,250.72	321,250.72	321,250.72	0 %	Refund of Cash Advances for Travels
Due to BIR	2020101000	0.00	216,240.00	0.00	0.00	0.00	216,240.00	0.00	216,240.00	216,240.00	216,240.00	0 %	Documentary Stamp Tax Collections (Due to BIR)
Trust Liabilities	2040101000	0.00	545,081.84	0.00	0.00	0.00	545,081.84	0.00	545,081.84	545,081.84	545,081.84	0 %	Collection of Proceeds from sale of bid documents/Eligibility/Minutes/Abstract of Bids as Read
Government Equity	3010101000	0.00	1,511,197.00	0.00	0.00	0.00	1,511,197.00	0.00	1,511,197.00	1,511,197.00	1,511,197.00	0 %	Refund of prior year expenses (BOR Per Diems on meetings, unused petty expenses, mandatory reserve for repairs)
Per Diems - Civilian	5010299001	0.00	13,537.50	0.00	0.00	0.00	13,537.50	0.00	13,537.50	13,537.50	13,537.50	0 %	Refund of BOR Per Diems on meetings due to absence
Water Expenses	5020401000	0.00	15,766.25	0.00	0.00	0.00	15,766.25	0.00	15,766.25	15,766.25	15,766.25	0 %	Refund of contractors and tenants for water usage (Share in water consumption of contractors and tenants)
Electricity Expenses	5020402000	0.00	40,006.60	0.00	0.00	0.00	40,006.60	0.00	40,006.60	40,006.60	40,006.60	0 %	Refund of contractors and tenants for electricity usage (Share in electricity consumption of contractors and tenants)
Other Professional Services	5021199000	0.00	4,577.63	0.00	0.00	0.00	4,577.63	0.00	4,577.63	4,577.63	4,577.63	0 %	Refund of Salary overpayment of COS
<b>GRAND TOTAL</b>		358,145,000.00	133,213,821.58	0.00	0.00	0.00	133,213,821.58	0.00	133,213,821.58	133,213,821.58	(224,931,178.42)	-63 %	

Certified Correct:  
  
MAURICE ANAVER S. ORDADO, CPA  
University Chief Accountant  
Date: 04/22/2025

Recommending Approval By:

  
RENE BOY A. CATUBIG, CPA  
Chief Administrative Officer-Finance  
Date: 04/22/2025

Approved By:

  
NOEL MARJON E. YANO, PhD, D.  
University President  
Date: 04/22/2025


QUARTERLY REPORT OF REVENUE AND OTHER RECEIPTS  
As at the Quarter Ending March 31, 2025

Department : State Universities and Colleges (SUCs)  
 Agency/Entity : Negro Oriental State University  
 Operating Unit : < not applicable >  
 Organization Code (UACS) : 08 072 0000000  
 Fund Cluster : 06 - Business Related Funds

Classification/Sources of Revenue and Other Receipts	UACS CODE	REVENUE TARGET (Annual) per BESF	Actual Revenue and Other Receipts Collections					Cumulative Remittance/Deposits to Date			Variance		Remarks
			1st Quarter Ending March 31	2nd Quarter Ending June 30	3rd Quarter Ending September 30	4th Quarter Ending December 31	Total	Remittance to BTr	Deposited with AGDB	Total	Amount	%	
1	2	3	4	5	6	7	8=(4+5+6+7)	9	10	11=(9+10)	12=(8-3)	13=(12/3)	14
<b>Business Related Funds</b>		6,268,000.00	790,692.66	0.00	0.00	0.00	790,692.66	0.00	790,692.66	790,692.66	(5,477,307.34)	-87 %	
Revenue Collections		6,268,000.00	790,692.66	0.00	0.00	0.00	790,692.66	0.00	790,692.66	790,692.66	(5,477,307.34)	-87 %	
Cash Revenue		6,268,000.00	790,692.66	0.00	0.00	0.00	790,692.66	0.00	790,692.66	790,692.66	(5,477,307.34)	-87 %	
Not Applicable		6,268,000.00	790,692.66	0.00	0.00	0.00	790,692.66	0.00	790,692.66	790,692.66	(5,477,307.34)	-87 %	
Other Business Income	4020299099	6,268,000.00	790,692.66	0.00	0.00	0.00	790,692.66	0.00	790,692.66	790,692.66	(5,477,307.34)	-87 %	
<b>GRAND TOTAL</b>		6,268,000.00	790,692.66	0.00	0.00	0.00	790,692.66	0.00	790,692.66	790,692.66	(5,477,307.34)	-87 %	

Certified Correct  
  
 MAURICE ANAWER B. DORDADO, CPA  
 University Chief Accountant  
 Date: 04/22/2025

Recommending Approval By:  
  
 RENE BOY A. CATUBIG, CPA  
 Chief Administrative Officer-Finance  
 Date: 04/22/2025

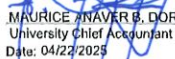
Approved By:  
  
 NOEL MARJON E. YASI, PSY. D.  
 University President  
 Date: 04/22/2025

QUARTERLY REPORT OF REVENUE AND OTHER RECEIPTS  
As at the Quarter Ending March 31, 2025

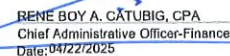
Department : State Universities and Colleges (SUCs)  
 Agency/Entity : Negros Oriental State University  
 Operating Unit : < not applicable >  
 Organization Code (UACS) : 08 072 0000000  
 Fund Cluster : 07 - Trust Receipts

Classification/Sources of Revenue and Other Receipts	UACS CODE	REVENUE TARGET (Annual) per BESF	Actual Revenue and Other Receipts Collections					Cumulative Remittance/Deposits to Date			Variance		Remarks
			1st Quarter Ending March 31	2nd Quarter Ending June 30	3rd Quarter Ending September 30	4th Quarter Ending December 31	Total	Remittance to BTr	Deposited with AGDB	Total	Amount	%	
1	2	3	4	5	6	7	8=(4+5+6+7)	9	10	11=(9+10)	12=(8-3)	13=(12/3)	14
<b>Trust Receipts</b>		97,677,000.00	10,028,537.50	0.00	0.00	0.00	10,028,537.50	0.00	10,028,537.50	10,028,537.50	(87,648,462.50)	-90 %	
Trust Receipts Deposited with Authorized Government Depository Banks (AGDB)		97,677,000.00	10,028,537.50	0.00	0.00	0.00	10,028,537.50	0.00	10,028,537.50	10,028,537.50	(87,648,462.50)	-90 %	
Trust receipts for Funded Projects, Scholarship Grants, and other proceeds from government units, contractors, and other private organizations for implementation		97,677,000.00	10,028,537.50	0.00	0.00	0.00	10,028,537.50	0.00	10,028,537.50	10,028,537.50	(87,648,462.50)	-90 %	
<b>GRAND TOTAL</b>		97,677,000.00	10,028,537.50	0.00	0.00	0.00	10,028,537.50	0.00	10,028,537.50	10,028,537.50	(87,648,462.50)	-90 %	


Certified Correct:

  
 MAURICE INAVER B. DORDADO, CPA  
 University Chief Accountant  
 Date: 04/22/2025

Recommending Approval By:

  
 RENE BOY A. CATUBIG, CPA  
 Chief Administrative Officer-Finance  
 Date: 04/22/2025

Approved By:

  
 NOEL MARJON E. YAS, PSY. D.  
 University President  
 Date: 04/22/2025